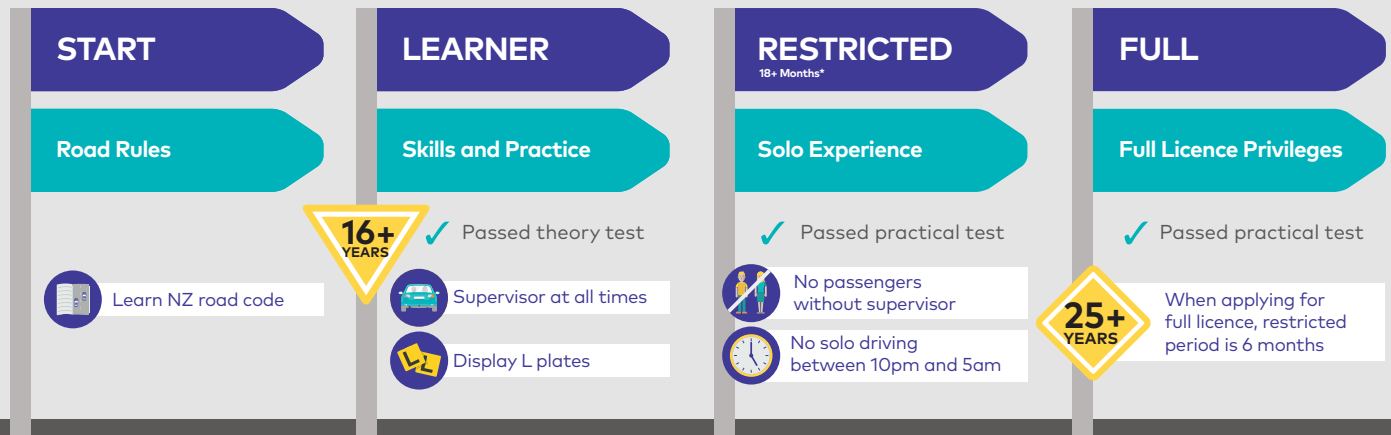


The roadmap to your vehicle licence



Booking your restricted licence test

MUST BE

OVER 16½ YEARS OR LEARNER
Learner licence held for at least 6 months

Total cost \$167.50*
*Cost as of 1 October 2023, subject to change

BOOK

- Online at nzta.govt.nz
- Phone 0800 822 422
- Testing agent

TIPS

- Can take a support person*
- Can take a translator
- Ask testing officer to repeat any instructions
- Can complain if treated unfairly*

What happens during the test?

*See nzta.govt.nz for details

Stage 1 (first 10 minutes)

- Turning left and right at intersections
- Changing lanes
- Parallel park or 3-point turn
- Traffic lights

Stage 2 (next 35 minutes)

- Changing lanes
- Turning left and right at intersections (including roads with 4 lanes)
- Roundabouts
- Driving straight
- Merging lanes
- Traffic lights

Critical errors

A critical error is a serious driving error that doesn't result in immediate danger to any road user or property. If you make more than one critical error in stage 1 (first 10 minutes) of the test, you fail the test. If you make **more than 2 critical errors** in the whole test, you also fail.

- **Too slow** 10k under limit, or too slow to act.
- **Mounting a kerb** one wheel mounts the kerb when parking or doing a 3-point turn.
- **Too fast** 5–10km/h over the speed limit for less than 5 seconds.
- **Stalling the vehicle.**
- **Failing to look** at intersection, or failing to do mirror and head check.
- **Incomplete stop at a stop sign.**
- **Failing to signal.**
- **Blocking a pedestrian crossing.**
- **Other illegal action** e.g. cutting corners, following too close.








Immediate fail errors

An immediate fail error is any driving that results in another road user having to take evasive action, or an immediate danger to any road user or property. This results in an immediate failure of the test.





- **Requires testing officer intervention.**
- **Excessive speed** over the speed limit by 5km/h for 5 seconds or more. Or 10km/h or more over speed limit at any time.
- **Failing to carry out an instruction.**
- **Stopping at dangerous position** on a railway crossing or blocking an intersection.
- **Collision** with kerb or object.
- **Failing to stop** at stop sign or lights.
- **Failing to give way.**
- **Other dangerous action.**

Before the test day – vehicle checklist

The testing officer will do a safety check of your vehicle. You must check all this off before you go for your test, even if you're borrowing someone else's. Some people fail their licence tests without even getting out on the road because their vehicles aren't fit to go.

- | | | |
|---|--|--|
| <input type="checkbox"/>  L plates | <input type="checkbox"/>  Road user charge (if diesel vehicle) | <input type="checkbox"/>  Make sure passenger seat is clean |
| <input type="checkbox"/>  Current Warrant of Fitness | <input type="checkbox"/>  Know where demister, wipers and horn are | <input type="checkbox"/>  Enough fuel for a 45-minute drive |
| <input type="checkbox"/>  Current registration | <input type="checkbox"/>  Check tyres have sufficient tread (no space-saver tyres are fitted) | <input type="checkbox"/>  Check indicator/brake lights (including high stop lights) are all working |

On test day – checklist

- | | |
|--|---|
| <input type="checkbox"/>  Take learner licence | <input type="checkbox"/>  Arrive early, at least 30 minutes before |
| <input type="checkbox"/>  Take glasses if you wear them | <input type="checkbox"/>  Report and wait inside the testing agent (not in your vehicle) |

When you get your restricted licence

- | | |
|---|--|
|  No passengers (unless you're accompanied by a supervisor)
<small>There are some automatic exemptions* (for spouse or children)</small> |  Take your licence with you whenever you're driving |
|  No driving between 10pm and 5am (unless you're accompanied by a supervisor) |  Zero alcohol limit for under 20s |

*Note: you can apply for exemptions in some cases – see nzta.govt.nz

DRIVE

Te Kāwanatanga o Aotearoa
New Zealand Government

Pass your test with ...

drive.govt.nz